


MELANIE MIRROR WITH BOTTOM SHELF (HORIZONTAL PRESENTATION)

M00147

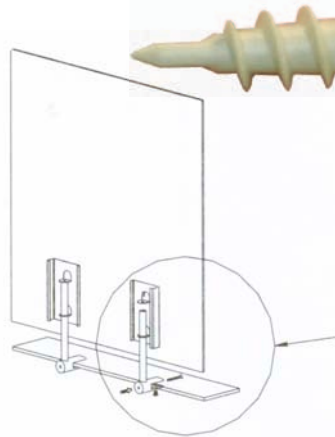
REAR VIEW OF MOUNTING SYSTEM

All Melanie Mirrors come with installed mounting bracket(s).
Mirrors include 'L' shaped screw(s) and self tapping wall plug(s).

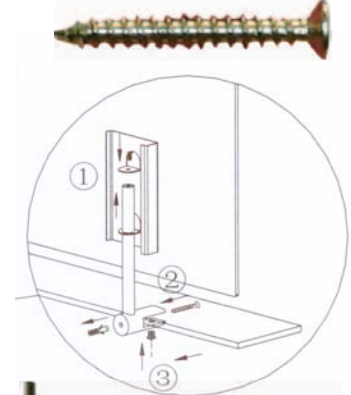
1. Establish Mirror overall height and centre point on wall.
2. Measure from top of Mirror to bracket.
3. Install self tapping drywall plug(s) as backing for mounting 'L' screw(s).



Drywall Plug x 4



Screw x 2



'L' Screw x 2

